

FEATURES:

- Low Insertion Loss
- Up to 24 simplex LC connectors per tray or 12 SC Simplex Connector
- RoHS 6/6 Compliant
- Patented accessibility; easy, fast and accurate
- Thin-Film-Filter based
- High Channel Isolation
- Flat and Wide Passband
- Epoxy-Free Optical Path
- Telcordia GR-1221 Compliant
- Exceptionally Stable and Reliable
- Low Polarization Dependent Loss

APPLICATIONS:

- CWDM Systems
- Metro/Access Network
- Data Center
- Telecom Central Office
- CATV Headend + OSP Cabinets

DESCRIPTION:

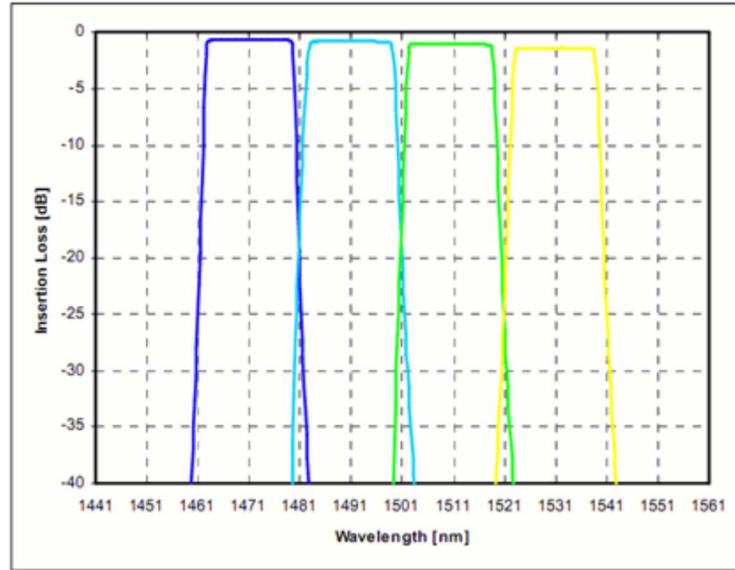
The Go!Foton PEACOC Ultra High Density Fiber Management Platform has been awarded US Patent #8,939,792 for its unique and innovative approach to fiber management. PEACOC is a fully integrated and modular technology platform which forms the foundation on which small form factor jumpers and a multitude of optical components can be easily incorporated and managed in an ultra-high density rack system. Now, with release of the newest PEACOC V3.0 chassis, the same award winning PEACOC™ technology is now available in modular form with the introduction of the value added PEACOC FleT™ – a Flexible Tray configuration which gives PEACOC users the complete control to reconfigure the 1RU PEACOC chassis in the field.

The PEACOC FleT is a highly flexible, cassette based design which may be ordered preconfigured or reconfigured in the field at any time, to support a variety of fiber patching and splicing applications. In addition, the FleT enhancement to PEACOC allows users to field install, manage and reconfigure integrated optical components such as tap splitters, PLC splitters and xWDM filter modules.

Go!Foton's Coarse Wavelength Division Multiplexing (CWDM) Mux and DeMux Modules are based on its unique TFF SELMUX technology that provides a high quality CWDM device with high channel isolation, low polarization dependent loss, flat and wide passband, and stable environmental performance. Go!Foton's TFF SELMUX products are epoxy-free in the optical path and are in compliance with RoHS 6/6.



Wavelength Spectrum:



SPECIFICATION:

The products supplied to this specification shall meet or exceed all the requirements specified herein.

A. OPTICAL CHARACTERISTICS

Parameter	Unit	2	4	8	16
Operating Wavelength	nm	1260~1640 or 1460~1640			
Channel Spacing	GHz	20			
Pass Bandwidth	nm	$\lambda c \pm 6.5$			
Center Wavelength	nm	1271, 1291, 1311, 1331, 1351, 1371, 1391, 1411, 1431, 1451, 1471, 1491, 1511, 1531, 1551, 1571, 1591, 1611			
CWDM Port Insertion Loss	dB	≤1.3(Prem)	≤1.8(Prem)	≤2.6(Prem)	≤3.3(Prem)
	dB	≤1.5 (Std)	≤2.5 (Std)	≤3.5 (Std)	≤3.6 (Std)
Passband WDL	dB	≤ 0.5			

Adjacent Channel Isolation	dB	>30
Non-Adjacent Channel Isolation	dB	>45
Polarization Dependent Loss	dB	<0.2
Optical Return Loss	dB	>50
Directivity	dB	>55
Optical Power Handling	mW	<500
Operating Temperature Range	°C	-40~85
Storage Temperature Range	°C	-40~85
Fiber Type*	-	ITU G657A2, G657 B2 and G65D Compliant Single Mode Fiber
Fiber Jacket**	-	900um tight buffer
Package Size	inch	11.8”L x 21”W x 1.7”H (1RU)
Number of Channels	-	Please see Table1
Accessibility	-	LC Connectors with LC Duplex Adapters

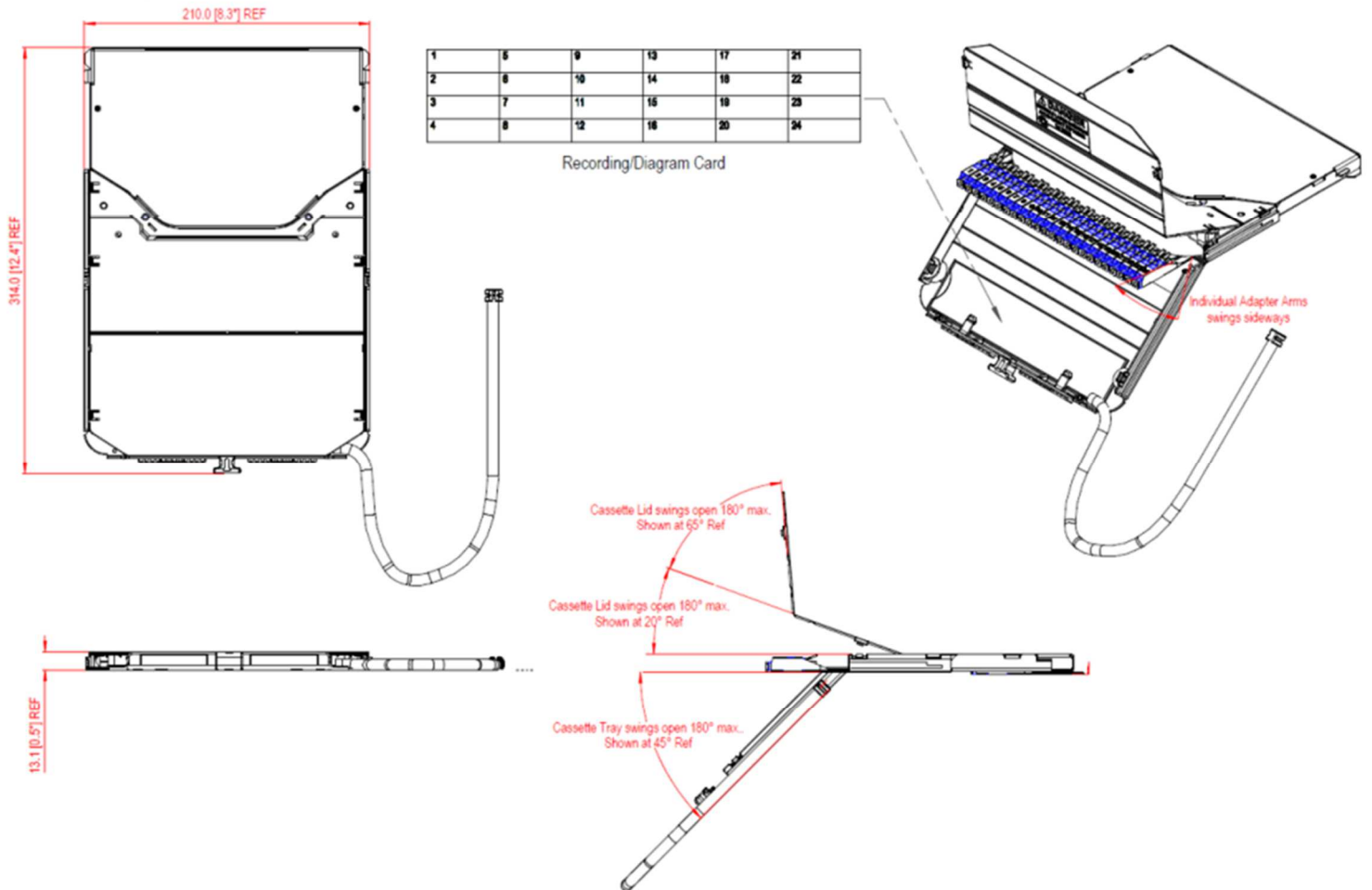
Notes:

1. All specifications are with fiber connectors.
2. Uniformity is defined as loss difference between output ports.
3. Other customize channels are also available per customer’s request

Table1: Number of channels per tray

Configurations	Max sets per tray	Total number of Ports
2channels	8sets per tray	24 Ports
4channels	4sets per tray	20 Ports
8channels	2sets per tray	18 Ports
12channels	1set per tray	13 Ports
16channels	1set per tray	17 Ports

B. PACKAGE DIMENSIONS



Go!Foton Inc. (Japan)
5-4 Tokodai, Tsukuba City
Ibaraki Pref. Japan, 300-2635
Tel: +81 029 847 8686
Fax: +81 029 847 8693
www.gofoton.co.jp

Go!Foton Europe Sales
Hoogerheide
The Netherlands
CustomerCare@gofoton.com
Tel: +31 164 62 04 22
Fax: +31 164 62 04 17
www.gofoton.eu

GF Micro Optics Philippines, Inc.
LTI Standard Factory Building
134 East Main Avenue, SEPZ
Laguna Technopark,
Biñan, Laguna 4024 Philippines
Tel: +63 2 751 0304
Fax: +63 2 751 0305
www.gofoton.ph

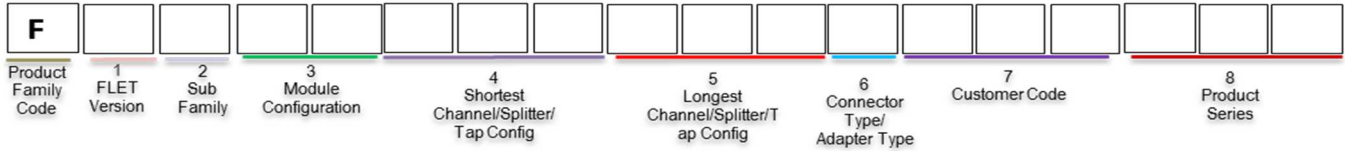
Go!Foton Nanjing Company Ltd.
Nanjing Jiangning National
High Tech Industrial Park
Nanjing Jiangning Science Park
2 QIande Road, Building 7, 1st Floor
Jiangning, Nanjing
Jiangsu, 211100, China
Tel: +86 25 5216-3442
www.gofoton.cn

Go!Foton West Coast Sales
100 Century Center Court, Suite 203
San Jose, CA 95112, USA

Go!Foton Headquarters
28 World's Fair Drive
Somerset, NJ 08873, USA
Tel: +1 732 469 9650
Fax: +1 732 469 9654
www.gofoton.com

*Go!Foton can provide a remarkable range of customized optical solutions. See below ordering information:

Ordering Information:



PRODUCT FAMILY CODE	
Code	Code Description
J	PACO JUMPERS
M	MFOC JUMPERS
B	FAN-OUT JUMPERS
F	FLET
P	PEACOC

Tray Configuration	
Code	Code Description
A	ver 1.0 tray A only
B	ver 1.0 tray B only
C	ver 1.0 tray C only
D	ver 1.0 tray D only
E	ver 1.0 tray E only
F	ver 1.0 tray F only
X	V3.0, any tray
L	V3.0, Fully loaded
M	V1.0, Fully loaded
1	V3.0, 1 Tray
2	V3.0, 2 Trays
3	V3.0, 3 Trays
4	V3.0, 4 Trays
5	V3.0, 5 Trays

SUB - FAMILY	
Code	Code Description
C	CWDM
D	DWDM 100G
E	DWDM 200G
F	PON/FTTX
T	Taps
S	Splitters

For D/CWDM Configuration	
Code	Code Description
1S	4CH Standard
1P	4CH Premium
2S	8CH Standard
2P	8CH Premium
3S	16CH Standard
3P	16CH Premium
4S	20CH Standard
4P	20CH Premium
09	For Custom other no. of channel count
For TAPS	
10	Tap 10/90
30	Tap 30/70
50	Tap 50/50
For Splitters	
A1	1x4
A2	1x6
A3	1x8
A4	1x12
A5	1x16
A6	1x24
For PON/FTTX	
EW	Standard EWDM
VG	Video + GPON
VN	Video + NGPON
GN	Video + NGPON
VP	Video + GPON + NGPON

Shortest Channel Plan for C/DWDM (nm)	
Code	Code Description
XX1	for CWDM (ex 471 for 1471)
CXX	for DWDM (ex C23 for C band ITU 23)
Channel Plan for EWDM/FTTx Ref Port	
Code	Code Description
XXK	1550-1560nm
XXM	1260-1360+1480-1500nm
XXN	1480-1500+1550-1560nm
XXO	1260-1360nm
XXP	1260-1360+1550-1560nm
For Splitters / Tap Configuration	
Code	Code Description
000	for Splitters
1X2	for 1x2 Taps
2X2	for 2x2 Taps
XXX	for GPON/NGPON System/Others

Longest Channel Plan for C/DWDM (nm)	
Code	Code Description
XX1	for CWDM (ex 471 for 1471)
CXX	for DWDM (ex C23 for C band ITU 23)
Channel Plan for EWDM/FTTx Pass Port	
Code	Code Description
XXK	1550-1560nm
XXM	1260-1360+1480-1500nm
XXN	1480-1500+1550-1560nm
XXO	1260-1360nm
XXP	1260-1360+1550-1560nm
For Splitters / Tap Configuration	
Code	Code Description
SW1	Single Window 1310±40nm
SW2	Single Window 1550±40nm
DW1	Dual Window 1310±40nm + 1550±40nm
PW1	Fullband 1260-1625nm
MM3	Multimode 850nm OM3

CONNECTOR/ADAPTER TYPE	
Code	Code Description
1	LC/UPC; Blue Duplex Adapters
2	LC/APC; Green Duplex Adapters
3	SC/UPC; Blue Simplex Adapters
4	SC/APC; Green Simplex Adapters
5	LC/UPC; Blue Simplex Adapters
6	LC/APC; Green Simplex Adapters
P	Others

CUSTOMER CODE	
Code	Code Description
-	Customer Code (3 Letters only)

PRODUCT SERIES	
Code	Code Description
-	Product Series (3 numeric)

Example: FXC1S4716111

FleT with version 3.0 design, 4ch standard CWDM with wavelength range of 1471 to 1611nm and has duplex LC blue adapters.

Go!Foton Inc. (Japan)
 5-4 Tokodai, Tsukuba City
 Ibaraki Pref. Japan, 300-2635
 Tel: +81 029 847 8686
 Fax: +81 029 847 8693
 www.gofoton.co.jp

Go!Foton Europe Sales
 Hoogerheide
 The Netherlands
 CustomerCare@gofoton.com
 Tel: +31 164 62 04 22
 Fax: +31 164 62 04 17
 www.gofoton.eu

GF Micro Optics Philippines, Inc.
 LTI Standard Factory Building
 134 East Main Avenue, SEPZ
 Laguna Technopark,
 Biñan, Laguna 4024 Philippines
 Tel: +63 2 751 0304
 Fax: +63 2 751 0305
 www.gofoton.ph

Go!Foton Nanjing Company Ltd.
 Nanjing Jiangning National
 High Tech Industrial Park
 Nanjing Jiangning Science Park
 2 Qiande Road, Building 7, 1st Floor
 Jiangning, Nanjing
 Jiangsu, 211100, China
 Tel: +86 25 5216-3442
 www.gofoton.cn

Go!Foton West Coast Sales
 100 Century Center Court, Suite 203
 San Jose, CA 95112, USA
Go!Foton Headquarters
 28 World's Fair Drive
 Somerset, NJ 08873, USA
 Tel: +1 732 469 9650
 Fax: +1 732 469 9654
 www.gofoton.com